

## Palm Beach Community College Credit/Prep Sections Report

	Lake Worth		P. B. Gardens		Belle Glade		Boca Raton		District		Total offered
	Scheduled or With Enrollment	Cancelled	Scheduled or With Enrollment	Cancelled	Scheduled or With Enrollment	Cancelled	Scheduled or With Enrollment	Cancelled	Scheduled or With Enrollment	Cancelled	
2000-3	503	169	280	60	68	37	245	33	1,096	299	1,395
2001-1	1,196	232	570	82	129	57	466	25	2,361	396	2,757
2001-2	1,202	178	559	88	122	58	450	35	2,333	359	2,692
<b>RY 2000-01</b>	<b>2,901</b>	<b>579</b>	<b>1,409</b>	<b>230</b>	<b>319</b>	<b>152</b>	<b>1,161</b>	<b>93</b>	<b>5,790</b>	<b>1,054</b>	<b>6,844</b>
2001-3	513	149	306	48	74	41	234	40	1,127	278	1,405
2002-1	1,196	307	533	107	133	55	468	26	2,330	495	2,825
2002-2	1,182	182	516	50	130	20	446	41	2,274	293	2,567
<b>RY 2001-02</b>	<b>2,891</b>	<b>638</b>	<b>1,355</b>	<b>205</b>	<b>337</b>	<b>116</b>	<b>1,148</b>	<b>107</b>	<b>5,731</b>	<b>1,066</b>	<b>6,797</b>
2002-3	533	72	270	27	64	27	223	10	1,090	136	1,226
2003-1	1,264	164	553	37	138	22	467	29	2,422	252	2,674
2003-2	1,183	162	511	36	117	29	451	27	2,262	254	2,516
<b>RY 2002-03</b>	<b>2,980</b>	<b>398</b>	<b>1,334</b>	<b>100</b>	<b>319</b>	<b>78</b>	<b>1,141</b>	<b>66</b>	<b>5,774</b>	<b>642</b>	<b>6,416</b>
2003-3	492	63	267	11	56	8	218	23	1,033	105	1,138
2004-1	1,226	86	544	28	122	16	473	21	2,365	151	2,516
2004-2	1,225	93	535	25	124	23	472	19	2,356	160	2,516
<b>RY 2003-04</b>	<b>2,943</b>	<b>242</b>	<b>1,346</b>	<b>64</b>	<b>302</b>	<b>47</b>	<b>1,163</b>	<b>63</b>	<b>5,754</b>	<b>416</b>	<b>6,170</b>
2004-3	499	76	265	19	55	12	202	26	1,021	133	1,154
2005-1	1,208	143	546	43	116	22	489	20	2,359	228	2,587
2005-2	1,198	114	552	47	111	26	484	36	2,345	223	2,568
<b>RY 2004-05</b>	<b>2,905</b>	<b>333</b>	<b>1,363</b>	<b>109</b>	<b>282</b>	<b>60</b>	<b>1,175</b>	<b>82</b>	<b>5,725</b>	<b>584</b>	<b>6,309</b>
2005-3	514	61	279	23	57	10	215	12	1,065	106	1,171
2006-1	1,310	141	587	29	116	28	528	63	2,541	261	2,802
2006-2	1,178	244	583	64	138	25	482	78	2,381	411	2,792
<b>RY 2005-06</b>	<b>3,002</b>	<b>446</b>	<b>1,449</b>	<b>116</b>	<b>311</b>	<b>63</b>	<b>1,225</b>	<b>153</b>	<b>5,987</b>	<b>778</b>	<b>6,765</b>

<b>Allotment 2004-05 *</b>	<b>2,950</b>	<b>1,365</b>	<b>300</b>	<b>1,175</b>	<b>5,790</b>
Sections moved	-15				
New program allocation	11	7	0	8	
<b>Allotment 2005-06 **</b>	<b>2,946</b>	<b>1,372</b>	<b>300</b>	<b>1,183</b>	<b>5,801</b>
Sections moved					
New program allocation	19	19	10	15	
<b>NEW TOTAL</b>	<b>2,965</b>	<b>1,391</b>	<b>310</b>	<b>1,198</b>	<b>5,864</b>
<b>Remaining</b>	<b>-37</b>	<b>-58</b>	<b>-1</b>	<b>-27</b>	

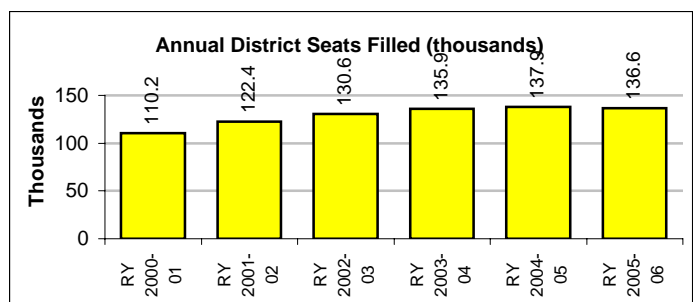
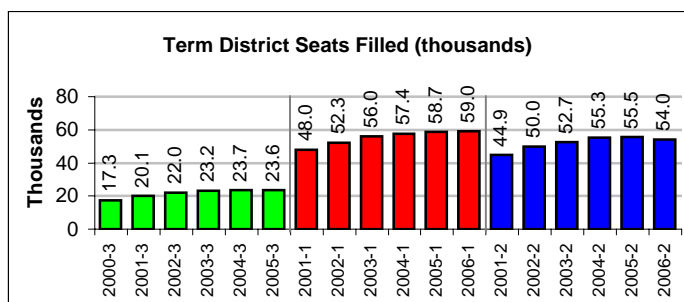
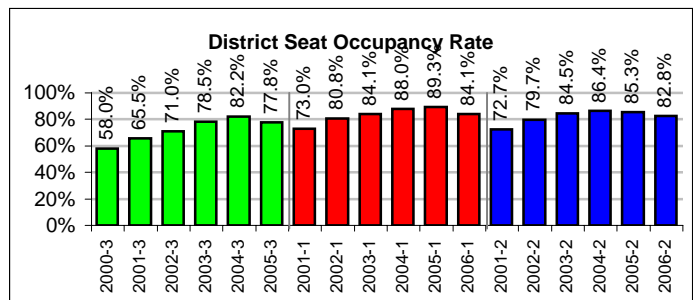
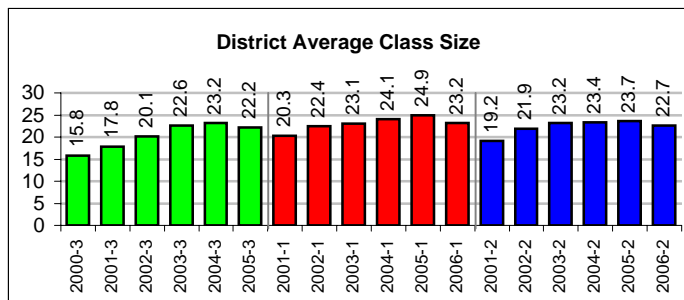
\* **2004-05** Sections moved from Lake Worth: 7 to PBG for Environmental Science, 8 to BR for Electronics Engineering. 11 sections added to LW for evening/weekend nursing program

\*\* **2005-06** 19 sections added to LW for computer, interior design ATC, early childhood, biotechnology; 19 sections added to PBG for early childhood, ATC sonography, biotechnology; 10 sections added to Belle Glade for early childhood and Business CCC; 15 sections added to BR for computer and early childhood.

# Palm Beach Community College Credit/Prep Sections Report

## Average Class Size, Occupancy Rates and Duplicated Headcount (Seat Count) for Credit and Prep Classes

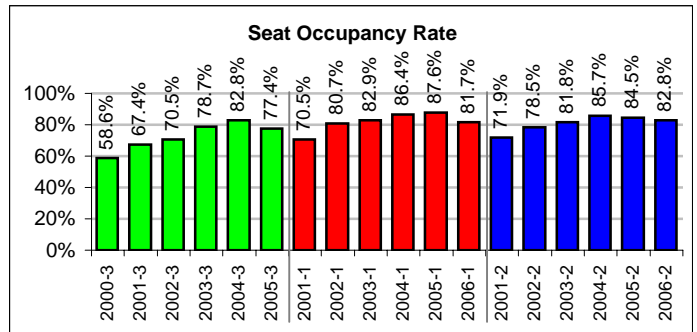
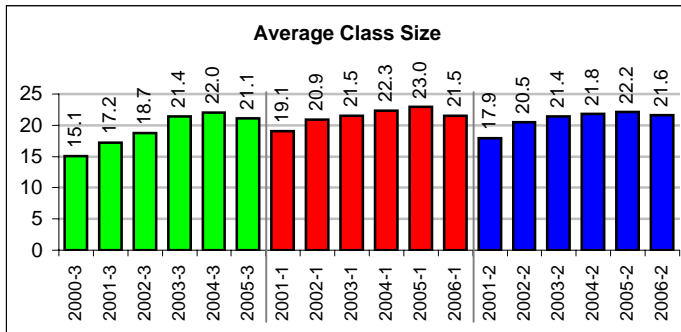
	Lake Worth		P. B. Gardens		Belle Glade		Boca Raton		District		
	Average size	Occup. Rate	Average size	Occup. Rate	Average size	Occup. Rate	Average size	Occup. Rate	Average size	Occup. Rate	Seats filled
2000-3	15.1	58.6%	15.5	57.5%	13.8	47.8%	18.0	60.2%	15.8	58.0%	17,330
2001-1	19.1	70.5%	19.9	76.1%	17.6	54.2%	24.6	81.4%	20.3	73.0%	47,976
2001-2	17.9	71.9%	18.9	70.3%	16.1	58.6%	23.9	80.8%	19.2	72.7%	44,913
<b>RY 2000-01</b>											<b>110,219</b>
2001-3	17.2	67.4%	17.6	63.7%	13.1	48.8%	20.6	69.0%	17.8	65.5%	20,082
2002-1	20.9	80.7%	23.0	79.2%	18.2	65.9%	26.6	86.4%	22.4	80.8%	52,313
2002-2	20.5	78.5%	21.9	77.5%	18.1	66.0%	26.8	88.3%	21.9	79.7%	49,964
<b>RY 2001-02</b>											<b>122,359</b>
2002-3	18.7	70.5%	20.8	70.4%	16.7	59.6%	23.7	75.8%	20.1	71.0%	21,982
2003-1	21.5	82.9%	23.9	84.2%	19.2	69.6%	27.3	90.6%	23.1	84.1%	55,987
2003-2	21.4	81.8%	23.8	85.1%	21.5	76.2%	27.9	92.0%	23.2	84.5%	52,664
<b>RY 2002-03</b>											<b>130,633</b>
2003-3	21.4	78.7%	22.9	78.2%	18.9	62.2%	25.8	82.6%	22.6	78.5%	23,186
2004-1	22.3	86.4%	24.9	87.6%	22.4	78.9%	28.6	94.1%	24.1	88.0%	57,447
2004-2	21.8	85.7%	23.4	84.1%	21.6	79.5%	28.0	92.1%	23.4	86.4%	55,255
<b>RY 2003-04</b>											<b>135,888</b>
2004-3	22.0	82.8%	23.2	80.4%	21.2	75.2%	26.6	84.9%	23.2	82.2%	23,676
2005-1	23.0	87.6%	25.5	88.5%	23.5	81.4%	29.2	95.4%	24.9	89.3%	58,679
2005-2	22.2	84.5%	23.9	83.8%	22.4	75.5%	27.5	90.9%	23.7	85.3%	55,536
<b>RY 2004-05</b>											<b>137,891</b>
2005-3	21.1	77.4%	22.3	77.4%	18.3	61.9%	25.7	83.1%	22.2	77.8%	23,614
2006-1	21.5	81.7%	24.0	85.0%	21.4	71.4%	27.2	91.4%	23.2	84.1%	59,048
2006-2	21.6	82.8%	22.2	80.0%	17.5	61.4%	27.3	91.6%	22.7	82.8%	53,974
<b>RY 2005-06</b>											<b>136,636</b>



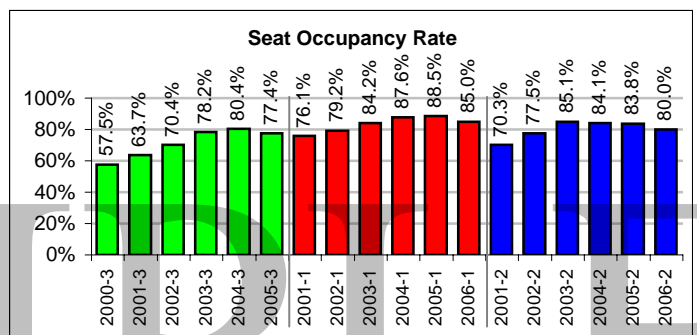
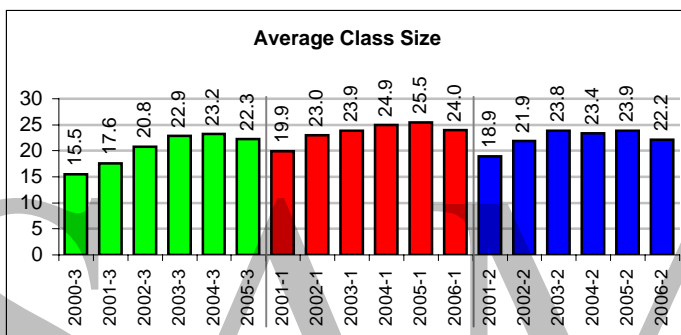
Source: QCLASS (1999-2000 to 2003-04), XSC140J1 (2004-05, 2005-06)  
 Institutional Research & Effectiveness/Academic Services  
 May 9, 2006 UPDATE

# Palm Beach Community College Credit/Prep Sections Report Average Class Size and Occupancy Rates

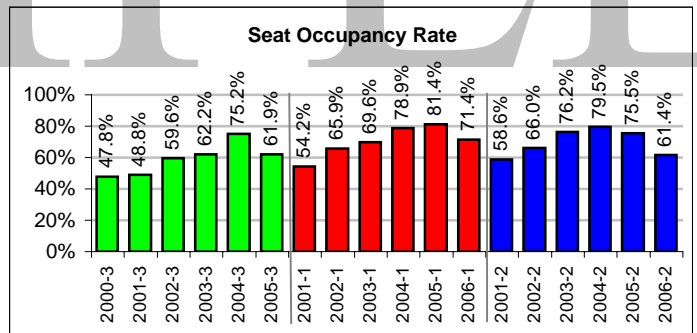
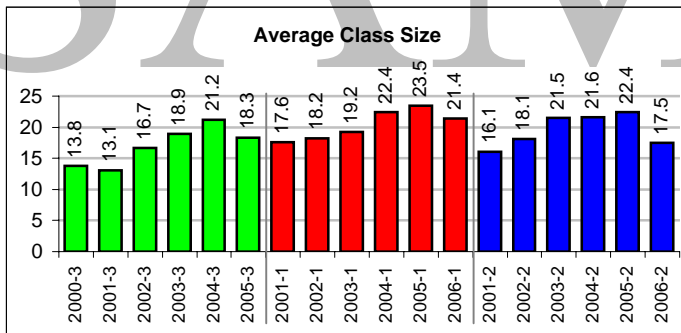
## Lake Worth



## Palm Beach Gardens



## Belle Glade



## Boca Raton

