

Palm Beach Community College Credit/Prep Sections Report

RY 2004-05 through RY 2009-10

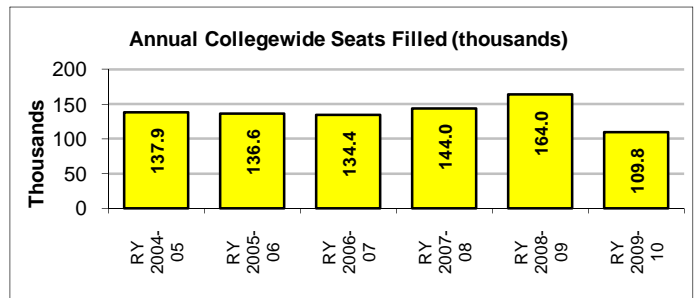
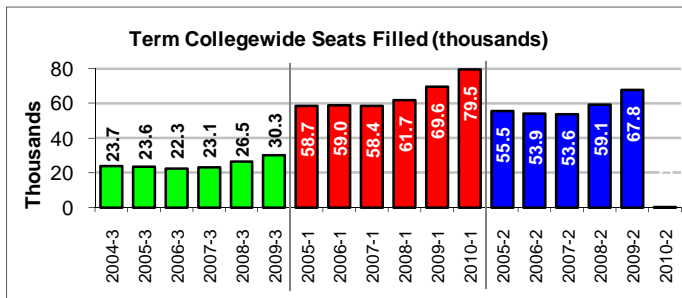
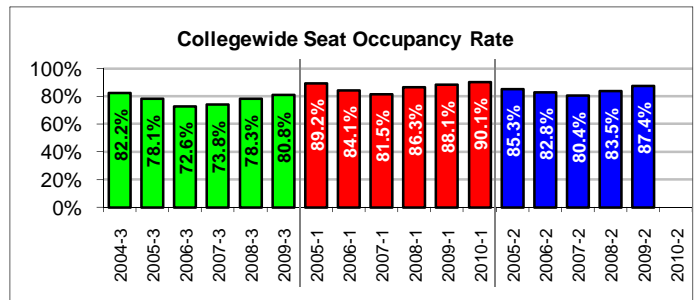
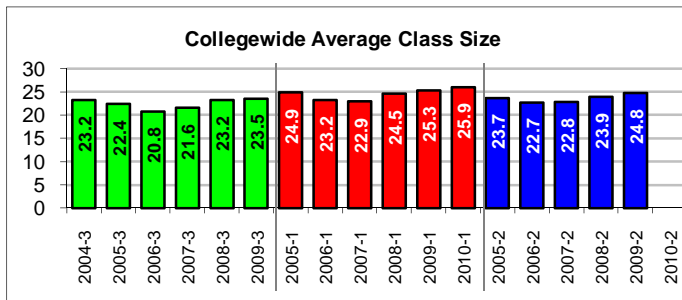
| | Lake Worth | | P. B. Gardens | | Belle Glade | | Boca Raton | | Collegewide | | Total offered |
|-------------------|------------------------------|------------|------------------------------|------------|------------------------------|------------|------------------------------|------------|------------------------------|------------|---------------|
| | Scheduled or With Enrollment | Cancelled | Scheduled or With Enrollment | Cancelled | Scheduled or With Enrollment | Cancelled | Scheduled or With Enrollment | Cancelled | Scheduled or With Enrollment | Cancelled | |
| 2004-3 | 499 | 76 | 265 | 19 | 55 | 12 | 202 | 26 | 1,021 | 133 | 1,154 |
| 2005-1 | 1,208 | 143 | 546 | 43 | 116 | 22 | 489 | 20 | 2,359 | 228 | 2,587 |
| 2005-2 | 1,198 | 114 | 552 | 47 | 111 | 26 | 484 | 36 | 2,345 | 223 | 2,568 |
| RY 2004-05 | 2,905 | 333 | 1,363 | 109 | 282 | 60 | 1,175 | 82 | 5,725 | 584 | 6,309 |
| 2005-3 | 512 | 63 | 279 | 23 | 52 | 15 | 213 | 14 | 1,056 | 115 | 1,171 |
| 2006-1 | 1,310 | 141 | 587 | 29 | 116 | 28 | 528 | 63 | 2,541 | 261 | 2,802 |
| 2006-2 | 1,175 | 247 | 583 | 64 | 138 | 25 | 481 | 79 | 2,377 | 415 | 2,792 |
| RY 2005-06 | 2,997 | 451 | 1,449 | 116 | 306 | 68 | 1,222 | 156 | 5,974 | 791 | 6,765 |
| 2006-3 | 515 | 51 | 270 | 17 | 75 | 22 | 214 | 12 | 1,074 | 102 | 1,176 |
| 2007-1 | 1,268 | 164 | 584 | 63 | 137 | 22 | 563 | 35 | 2,552 | 284 | 2,836 |
| 2007-2 | 1,161 | 286 | 548 | 96 | 149 | 52 | 491 | 67 | 2,349 | 501 | 2,850 |
| RY 2006-07 | 2,944 | 501 | 1,402 | 176 | 361 | 96 | 1,268 | 114 | 5,975 | 887 | 6,862 |
| 2007-3 | 504 | 77 | 280 | 38 | 85 | 11 | 204 | 36 | 1,073 | 162 | 1,235 |
| 2008-1 | 1,250 | 134 | 580 | 58 | 139 | 22 | 544 | 65 | 2,513 | 279 | 2,792 |
| 2008-2 | 1,180 | 135 | 609 | 67 | 148 | 40 | 539 | 58 | 2,476 | 300 | 2,776 |
| RY 2007-08 | 2,934 | 346 | 1,469 | 163 | 372 | 73 | 1,287 | 159 | 6,062 | 741 | 6,803 |
| 2008-3 | 525 | 92 | 307 | 38 | 81 | 39 | 228 | 46 | 1,141 | 215 | 1,356 |
| 2009-1 | 1,299 | 161 | 664 | 59 | 164 | 40 | 623 | 69 | 2,750 | 329 | 3,079 |
| 2009-2 | 1,245 | 129 | 706 | 65 | 172 | 55 | 612 | 55 | 2,735 | 304 | 3,039 |
| RY 2008-09 | 3,069 | 382 | 1,677 | 162 | 417 | 134 | 1,463 | 170 | 6,626 | 848 | 7,474 |
| 2009-3 | 574 | 72 | 344 | 26 | 100 | 32 | 269 | 20 | 1,287 | 150 | 1,437 |
| * 2010-1 | 1,471 | 120 | 740 | 47 | 172 | 38 | 685 | 18 | 3,068 | 223 | 3,291 |
| * 2010-2 | 1,436 | 49 | 789 | 25 | 218 | 7 | 677 | 1 | 3,120 | 82 | 3,202 |
| RY 2009-10 | 3,481 | 241 | 1,873 | 98 | 490 | 77 | 1,631 | 39 | 7,475 | 455 | 7,930 |

* Counts based on class status flag = C or <> C. All others based on enrollment = 0 or > 0.

Palm Beach Community College Credit/Prep Sections Report

Average Class Size, Occupancy Rates and Duplicated Headcount (Seat Count) for Credit and Prep Classes

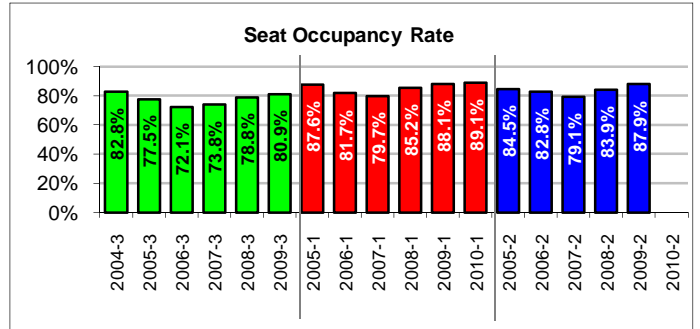
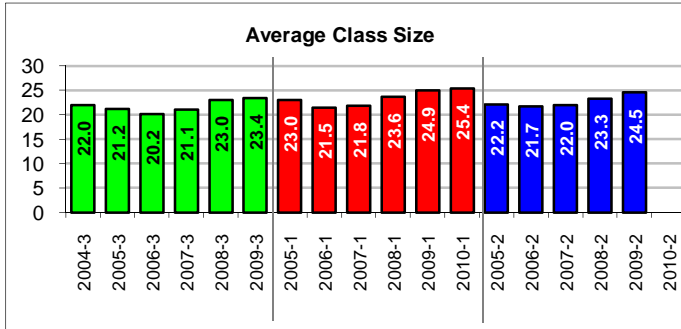
| | Lake Worth | | P. B. Gardens | | Belle Glade | | Boca Raton | | Collegewide | | |
|-------------------|--------------|-------------|---------------|-------------|--------------|-------------|--------------|-------------|--------------|-------------|----------------|
| | Average size | Occup. Rate | Average size | Occup. Rate | Average size | Occup. Rate | Average size | Occup. Rate | Average size | Occup. Rate | Seats filled |
| 2004-3 | 22.0 | 82.8% | 23.2 | 80.4% | 21.2 | 75.2% | 26.6 | 84.9% | 23.2 | 82.2% | 23,676 |
| 2005-1 | 23.0 | 87.6% | 25.5 | 88.5% | 23.4 | 81.3% | 29.1 | 95.3% | 24.9 | 89.2% | 58,661 |
| 2005-2 | 22.2 | 84.5% | 23.9 | 83.8% | 22.4 | 75.5% | 27.5 | 90.9% | 23.7 | 85.3% | 55,534 |
| RY 2004-05 | | | | | | | | | | | 137,871 |
| 2005-3 | 21.2 | 77.5% | 22.3 | 77.4% | 20.1 | 65.5% | 25.9 | 83.2% | 22.4 | 78.1% | 23,613 |
| 2006-1 | 21.5 | 81.7% | 24.0 | 85.0% | 21.4 | 71.4% | 27.2 | 91.3% | 23.2 | 84.1% | 59,035 |
| 2006-2 | 21.7 | 82.8% | 22.2 | 80.0% | 17.6 | 61.8% | 27.4 | 91.8% | 22.7 | 82.8% | 53,948 |
| RY 2005-06 | | | | | | | | | | | 136,596 |
| 2006-3 | 20.2 | 72.1% | 20.6 | 72.9% | 15.2 | 48.6% | 24.5 | 82.3% | 20.8 | 72.6% | 22,336 |
| 2007-1 | 21.8 | 79.7% | 23.2 | 82.9% | 17.3 | 59.2% | 26.5 | 89.5% | 22.9 | 81.5% | 58,429 |
| 2007-2 | 22.0 | 79.1% | 22.4 | 80.0% | 16.7 | 57.2% | 27.1 | 90.8% | 22.8 | 80.4% | 53,647 |
| RY 2006-07 | | | | | | | | | | | 134,412 |
| 2007-3 | 21.1 | 73.8% | 22.0 | 76.4% | 13.6 | 44.2% | 25.4 | 82.9% | 21.6 | 73.8% | 23,149 |
| 2008-1 | 23.6 | 85.2% | 24.9 | 86.8% | 17.6 | 63.2% | 28.1 | 93.6% | 24.5 | 86.3% | 61,672 |
| 2008-2 | 23.3 | 83.9% | 23.7 | 82.2% | 16.8 | 57.2% | 27.4 | 91.2% | 23.9 | 83.5% | 59,131 |
| RY 2007-08 | | | | | | | | | | | 143,952 |
| 2008-3 | 23.0 | 78.8% | 23.0 | 79.2% | 16.6 | 54.1% | 26.6 | 84.7% | 23.2 | 78.3% | 26,516 |
| 2009-1 | 24.9 | 88.1% | 26.0 | 90.7% | 16.9 | 58.2% | 27.6 | 93.0% | 25.3 | 88.1% | 69,648 |
| 2009-2 | 24.5 | 87.9% | 24.7 | 86.0% | 18.6 | 72.4% | 27.2 | 91.8% | 24.8 | 87.4% | 67,795 |
| RY 2008-09 | | | | | | | | | | | 163,959 |
| 2009-3 | 23.4 | 80.9% | 23.7 | 82.5% | 18.1 | 67.5% | 25.7 | 83.0% | 23.5 | 80.8% | 30,274 |
| 2010-1 | 25.4 | 89.1% | 26.5 | 91.4% | 20.3 | 76.8% | 27.9 | 93.8% | 25.9 | 90.1% | 79,530 |
| 2010-2 | | | | | | | | | | | 20 |
| RY 2009-10 | | | | | | | | | | | 109,824 |



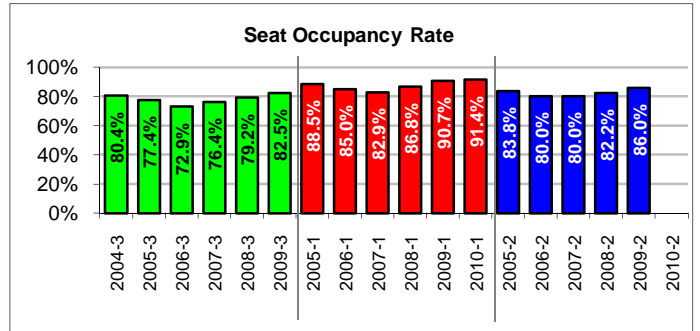
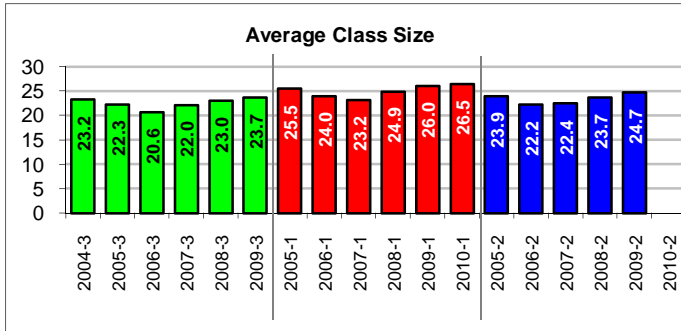
Palm Beach Community College Credit/Prep Sections Report

Average Credit/Prep Class Size and Occupancy Rates

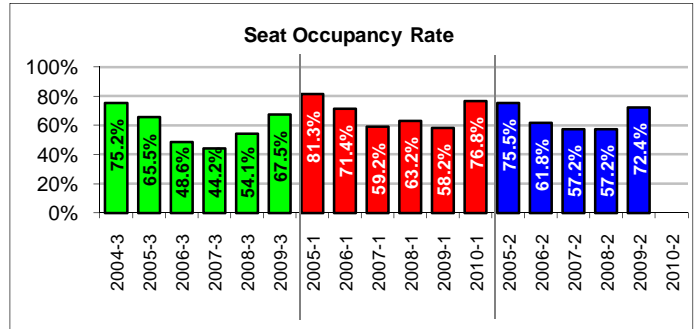
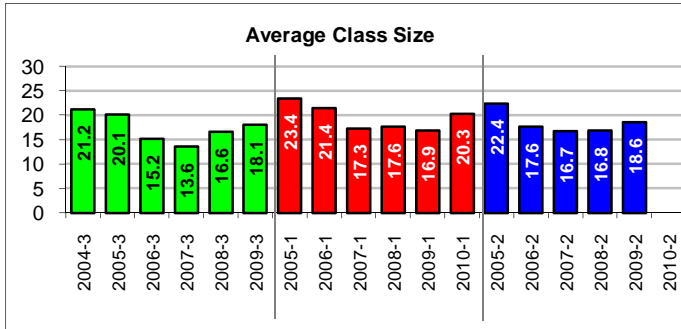
Lake Worth



Palm Beach Gardens



Belle Glade



Boca Raton

