
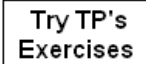



Increase Your Vocabulary



- ✓ Learn more words.
- ✓ Practice *vocabulary in context* skills.
- ✓ Track your progress.

Go to the Townsend Press website:

1. Double-click on the Internet Explorer icon  (or open your web browser).
2. In the address bar of the web browser, type the following website address and press [Enter]:
townsendpress.com
3. Click the button on the web page that says **Online Learning Center**.
4. Click on 
5. Fill out all the appropriate information. For “Type/Location” select “College/University” and “Florida.” For “Schools” select “Palm Beach Community College.” For “Instructor” select SLC Reading Lab, Central Campus. Then click **Create Account**.
6. Under the heading, “**Vocabulary Books**,” use the chart below to select right work for your class (If you’re doing this because your teacher assigned it, it is very important that you select the *exact* title for your exact class level):

For REA 0001 select this book:	<input type="checkbox"/> Building Vocabulary Skills, 3/e
For REA 0002 select	<input type="checkbox"/> Improving Vocabulary Skills, 3/e
For EAP 0420 select	<input type="checkbox"/> Groundwork for a Better Vocabulary, 3/e
For EAP 1520 select	<input type="checkbox"/> Building Vocabulary Skills, 3/e
For EAP 1620 select	<input type="checkbox"/> Improving Vocabulary Skills, 3/e
7. On the page entitled “**Main Menu—Online Exercises**,” select an exercise and begin working. If you do not score at least 70% on an exercise, select it once more and try again until you do. You can check all of your scores any time by clicking the  “scores” button at the bottom of the page.